


Front View



What is Nyatoh Plywood Door?

Nyatoh Plywood Door is the combination product of nyatoh plywood and our door structure. Nyatoh Plywood is made by a layer of nyatoh sheet glued adjacently on a 3mm Plywood, creating similar look of Nyatoh. It is suitable for use as Main Door and Bedroom Door. It is usually varnished to retain its natural wood grain. Although some customers preferred to have it painted, usually white, but we don't recommend as the door might not be sustainable in the long run.

Lock and Close Up View



Why Nyatoh Plywood Door?

Flat, Simple and Natural look make Nyatoh Plywood Door appealing and timeless. Stainless Steel Inlay, Grove Line, Beading and Glass Panel can also be incorporated into Nyatoh Plywood Door however at additional cost. There are 5 varnish tones available for our Nyatoh Plywood Door namely: Natural, Dark Natural, Walnut, Dark Walnut and Black Varnish. As mentioned earlier, we don't paint our Nyatoh Plywood Doors.

5 Varnish Tones for Selection



Natural



Dark Natural



Walnut



Dark Walnut



Black




RT201




RT204




RT205



RT211




RT212




RT213



RT217




RT218



RT236



RT237



RT238



RT239



RT219




RT223



RT224



RT225



RT227



RT228




RT229



RT230



RT231



RT232



RT233



RT234